

In case of a failure

In case of a failure, first check the following items.
If failure persists, please contact the dealer or after sales service.

Machine cannot be activated

possible cause	corrective action
Is there power coming from the outlet?	Check for power failure.
Is power plug connected correctly?	Connect the plug correctly.
Could the circuit breaker be working? (= turned off)	Request for service.

Not cold/hot

possible cause	corrective action
Is HOT/COLD switch set up correctly?	Set up correctly.
Could there be a clogged condenser?	Clean the condenser.
Has there been enough time after loading the products?	Requires time to chill/heat the products.
Is there an object placed in front of the condenser or an obstacle blocking the ventilation?	Remove the object.
Is there enough ventilation in the surrounding area?	Relocate the machine or improve surrounding condition for better ventilation.

Inserted coin/bill but product cannot be vended

possible cause	corrective action
Coin/Bill returned.	Reinsert coin/bill.
Are there enough change coins left in the coin mechanism?	Fill up change coins.
Is the product sold out?	Reload product.
Does the product come out from the column?	Check correct use columns.
Is the product stuck on the delivery chute?	Clean the chute.
Is the machine installed horizontally?	Adjust inclination within 1°.
Could you be using a deformed coin?	Use coins that are not deformed.

Coin/Bill cannot be accepted

possible cause	corrective action
Is the coin mechanism or bill validator dirty?	Clean the coin mechanism or bill validator.
Are all products sold out?	Reload products.
Are there enough change coins left in the coin mechanism?	Fill up change coins.
Is there not a jammed coin in the coin mechanism?	Remove jammed coin.
Is there not a jammed bill in the bill validator?	Remove jammed bill.

LED lighting will not turn on


possible cause	corrective action
Is the LED lighting switch turned on?	Turn the switch on.
Could the LED lamp be broken?	Replace the LED lamp.
Are you using the day-light function?	Light will turn on automatically when surrounding area gets dark.
Are you using the LED lighting timer or energy saving function?	Light will turn on automatically according to timer setting.
Could the LED lamp protection circuit be working?	Turn off the leakage breaker for at least 10 seconds, and turn on again.




Thank you again for purchasing KUBOTA vending machines.
This manual explains how to handle the machine properly.
Please read it carefully for how to use it properly, before using.
Be sure to keep this manual carefully after reading, and refer to it whenever there is anything uncertain.

Meaning of displays and symbols

- Meaning of displays and symbols used in this manual are as follows:


WARNING




Incorrect handling may cause serious injury or death to user.


CAUTION

Incorrect handling may cause injury to user, or cause physical damage.

※ Physical damage means any damage to facilities near the machine.




- Examples of symbols


	Indicating caution (danger, warning). An icon inside or word behind the symbol shows caution. Left mark indicates caution of electric shock.
	Indicating restriction. An icon inside or word behind the symbol shows restriction. Left mark indicates no touching restriction.
	Indicating constraints. An icon inside or word behind the symbol shows constraint. Left mark indicates unplug the power.



Safety tips

Important contents on safety. Please read before using and follow the instructions.


WARNING

	A specialist contractor or installer should do installation and re-installation. •Poor installation may cause fall accident, electricity shock, fires.
	DO NOT move the machine with product loaded in the stocker. •Stocker may fall out, or cause damage to the machine.
	Please comply to local laws and regulations when installing the machine.


CAUTION

	Please install the machine correctly in accordance to relating industrial standards.
	•Always plug into grounded three pole socket. •Do not connect ground to gas pipes, water pipes, lightning rods, phone wires. •Grounding resistance must be less than 4Ω. •Incomplete grounding may cause electricity shock.

Read before using
Keep it forever

Caution on safety

Important contents on safety. Read it carefully before using.

⚠ WARNING	
	Use independent outlet for power, be sure to insert the plug all the way in. Use specified power capacity. ● Extension cords and octopus wiring may cause fires.
	When short circuit breaker is working, do not switch ON, request for inspection. ● Forced Switch ON may cause electric shock or fires.
	Do not install nor use flammable substance (e.g. thinner) or gas or highly volatile material near the machine. ● May cause fire or explosion.
	When loading the product on rainy or snowy days, beware not to make internal electrical components wet. ● May cause electric shock.
	Soda drink cannot be warmed.(Except products specified by the beverage manufacturer as capable to be sold as hot beverage.) ● Container may burst and it is very dangerous.
	In abnormal conditions, immediately unplug the power, and contact professional repairers or technicians. ● Continue operating under abnormal conditions, may cause electric shock or fire.
	Do not overhaul or repair, unless by professional. ● May cause injury, electric shock, or fire.
	When the machine is submerged, immediately unplug power. ● May cause fire or electric shock.
	Do not use water washed electrical components and wiring anymore. ● May cause fire or electric shock.
	Store vending machine in a warehouse and lock the vending machine and the warehouse. ● May be used for children playground and cause fall accident.
	Do not operate electric plug and switch using wet hands. ● May cause electric shock.
	Do not modify, pull, place heavy object on top, or damage the power code. ● May cause fire or electric shock.
	Check operation of short circuit breaker more than 1x /month by pressing the test button. ● Abnormal operation may cause electric shock.
	Keep heating device away from the power cord. ● May cause fire, electric shock if the cord melts.
	Turn power off when replacing fluorescent tubes(LED lamp). ● May cause electric shock.

⚠ WARNING	
	Turn power off during cleaning and inspection. ● May cause electric shock and injuries.
	During maintenance, do not apply water directly by water hose or bucket. ● May cause electric shock or machine failure.

⚠ CAUTION	
	Clean and renew the warning indication in order to be able read it correctly. ● May cause accident if it can not be read correctly.
	When installing on the following locations, discuss first with the fire department. ● Get in the way of traffic or disaster prevention ● Around the fire extinguishing facilities ● Area that handle flammable materials or gas ● Gasoline station ● Passage and facilities for evacuation
	When installing on the following locations, discuss first with the supplier. ● Area exposed to briny air & corrosive gases ● Area with great amount of shakes and vibrations.
	Regularly inspect installation surface and its brackets. ● Incomplete installation may cause fall accident.
	Periodically clean the power plug, and insert plug until it reaches the base. ● Dust on the poor merge may cause fire.
	Use only specified voltage and frequency. ● Operating under unspecified voltage and frequency may cause accident.
	Don't block air inlets and outlets. ● Poor ventilation may cause accident.
	Use products without contents for display. ● May explode as temperature increase, and cause injury.
	Be careful of passers or vehicles when opening the door. ● May cause accident by passers or vehicles.

⚠ CAUTION	
	When opening the door, hold it open using the door stopper. ● May cause injury if the door suddenly close due to wind.
	When opening and closing the door, be careful of fingers.
	Load only the given products. ● Loading unspecified product may cause accident.
	Do not load leaked or deformed products. ● May cause accident.
	Use protective gears (gloves, long sleeves) when touching column or detaching components, except for product loading or column setting. ● May cause injury.
	Replace fluorescent tubes (LED lamp) after cooling down. ● May cause burning.
	When opening the condenser cover for cleaning, keep your hands off the edge, use the holes on the left and right side. ● May cause injury.
	While cleaning the condenser, do not touch the fins. ● May cause injury.
	Do not touch the delivery chute, when compartment is heated. Turn off power, wait until it cools down. ● May cause burning.
	Don't touch moving part. ● May cause injury.
	While cleaning the front panel and display, beware of the projections. ● May cause injury.
	Do not look straight in to the LED lighting for long time. ● May have bad effect on your eyes.
	When disposing the machine, delete device features for notes, cards, coins identification. ● May cause criminal fraud and forgery.
	Destroy the key when disposing the machine. ● May cause abuse.
	When disposing the machine, Fluorescent tubes, Freon, nickel-cadmium batteries must be disposed of in accordance with the prescribed method. ● May cause environmental destruction
	This machine is designed for use in designated country only. Do not use in foreign country. ● Due to difference in voltage, may cause fire, smoke, or burnout.

Cleaning & maintenance

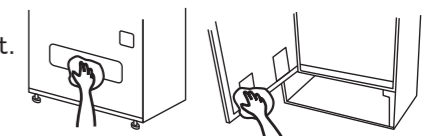
To keep machine life longer and clean, do maintenance properly.

Clean the case and door

- Please wipe with a soft cloth.
- If particularly dirty, use mild detergent or warm water, then wipe with a dry cloth.
- Do not use scouring powders, paint thinner, or any cleaning agent other than neutral detergent. Use of unspecified detergent may cause damage on the painted surface or brake plastic parts.
- Do not apply water directly by hose or bucket.
May cause failure.

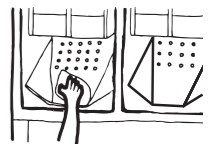
Clean the delivery port

Keep clean, since it is where products come out.



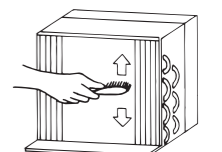
Clean the delivery chute

Clean up delivery chute periodically (once a month) using a wet cloth.



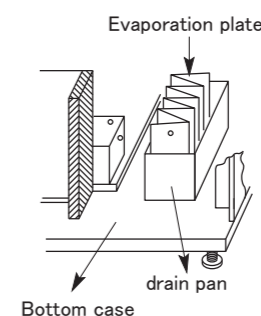
Cleaning the condenser

Dust and dirt on condenser worsens the ventilation and decrease cooling performance. Remove the dust periodically (once a month) using a brush or vacuum cleaner.



Cleaning the pan

Water in the drain pan (drain water) should be evaporated naturally. Confirm the amount of drain water, and discard the water inside.



⚠ CAUTION	
	When you carry the pan, please return it to the original position. ● May cause water leak.

※ Replace evaporation plate, because it may become stale and performance may degrade.

About handling with forklift

When transporting a vending machine by forklift or handlift, follow the instruction below to avoid falling accident.

⚠ WARNING	
	Insert the nails until it comes out from the back, and then lift it up. Do not do a sharp turn, sudden acceleration, sudden braking. May cause falling accident.